

Signing into Paris Junior College Microsoft Outlook

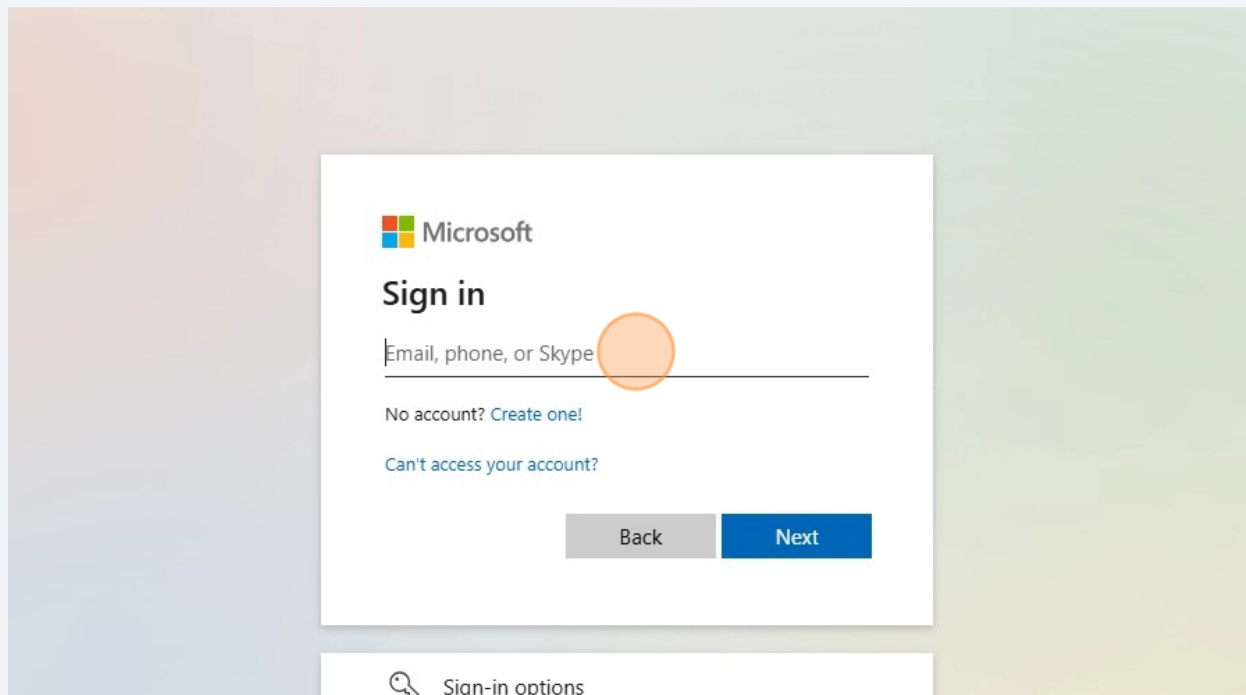
This guide provides a straightforward, step-by-step process for signing into your PJC Dragonmail account at Paris Junior College, ensuring users can access essential tools and resources effortlessly. With clear instructions, it simplifies the login experience, making it ideal for students and staff who may encounter challenges. Following this guide helps minimize confusion and saves time, allowing users to focus on their academic or work tasks instead.

1

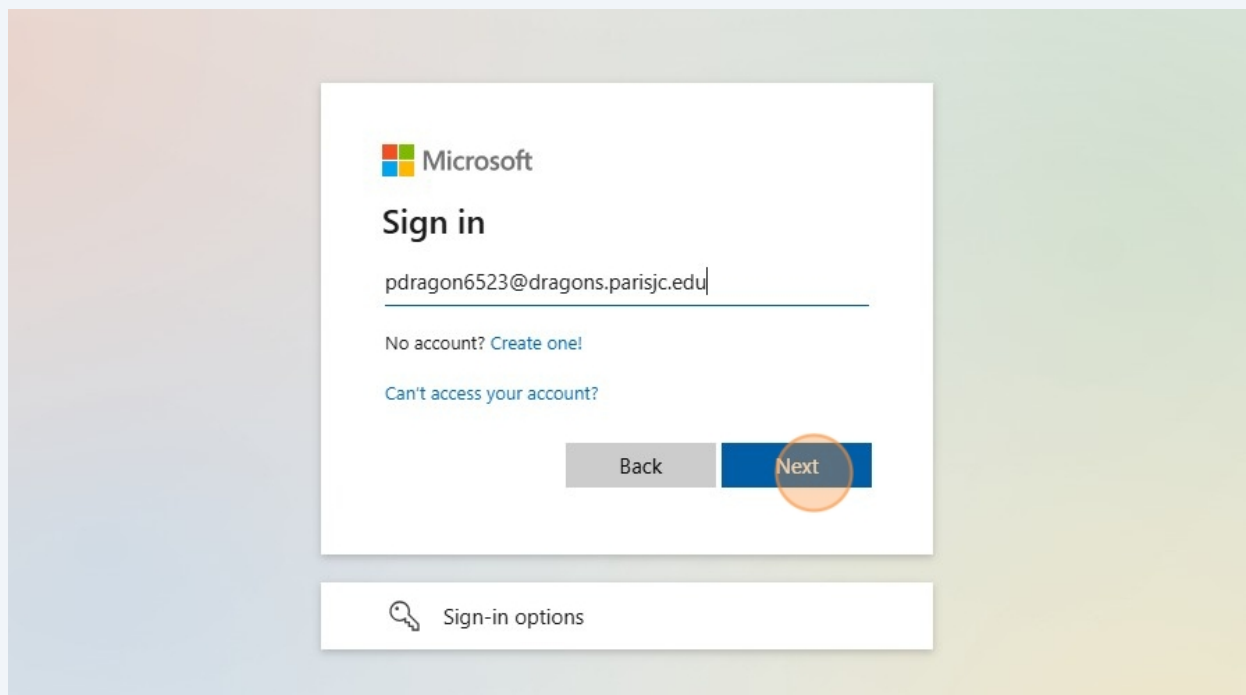
To start, open your browser of choice and navigate to <https://outlook.com/parisjc.edu>

2

Click the "Email, phone, or Skype" field.

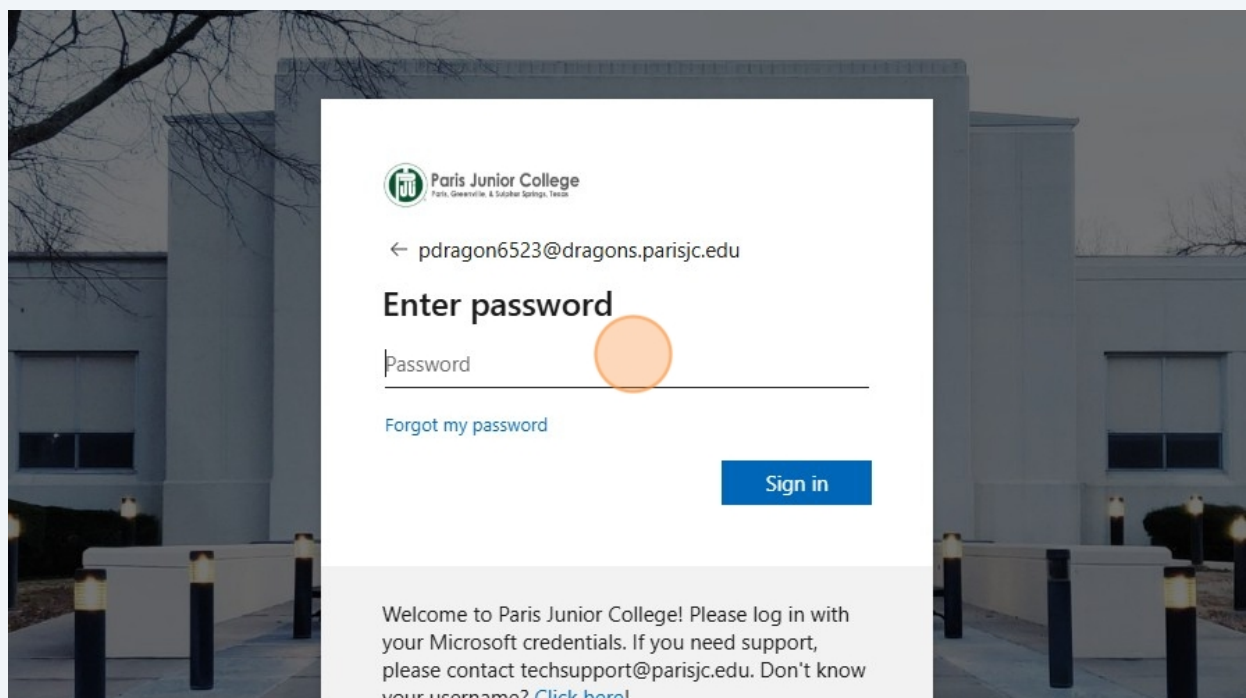


3 Type in your email and then click "Next"



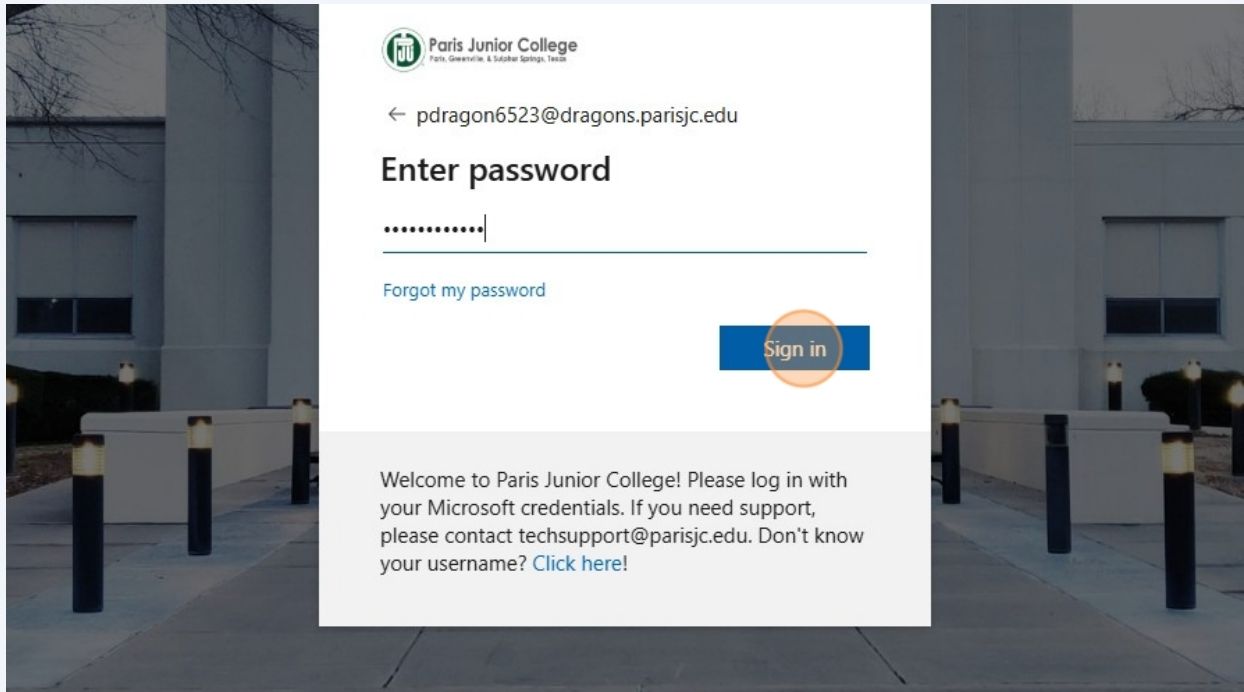
A screenshot of the Microsoft Sign in page. The Microsoft logo is at the top left. Below it, the text "Sign in" is displayed. A text input field contains the email address "pdragon6523@dragons.parisjc.edu". Below the input field, there are two links: "No account? Create one!" and "Can't access your account?". At the bottom of the sign-in box, there are two buttons: "Back" and "Next". The "Next" button is highlighted with an orange circle. Below the sign-in box, there is a section titled "Sign-in options" with a key icon.

4 Click the "Password" field.



A screenshot of the Paris Junior College login page. The background shows a building at night. The login box has the Paris Junior College logo at the top left. Below it, the text "Enter password" is displayed. A text input field is labeled "Password" and is highlighted with an orange circle. Below the input field, there is a link "Forgot my password?". At the bottom right of the login box, there is a blue button labeled "Sign in". Below the login box, there is a welcome message: "Welcome to Paris Junior College! Please log in with your Microsoft credentials. If you need support, please contact techsupport@parisjc.edu. Don't know your username? [Click here!](#)"

5 Type in your password and then click "Sign in"



Paris Junior College
Paris, Greenfield, & Sulphur Springs, Texas

← pdragon6523@dragons.parisjc.edu

Enter password

.....|

[Forgot my password](#)

Sign in

Welcome to Paris Junior College! Please log in with your Microsoft credentials. If you need support, please contact techsupport@parisjc.edu. Don't know your username? [Click here!](#)

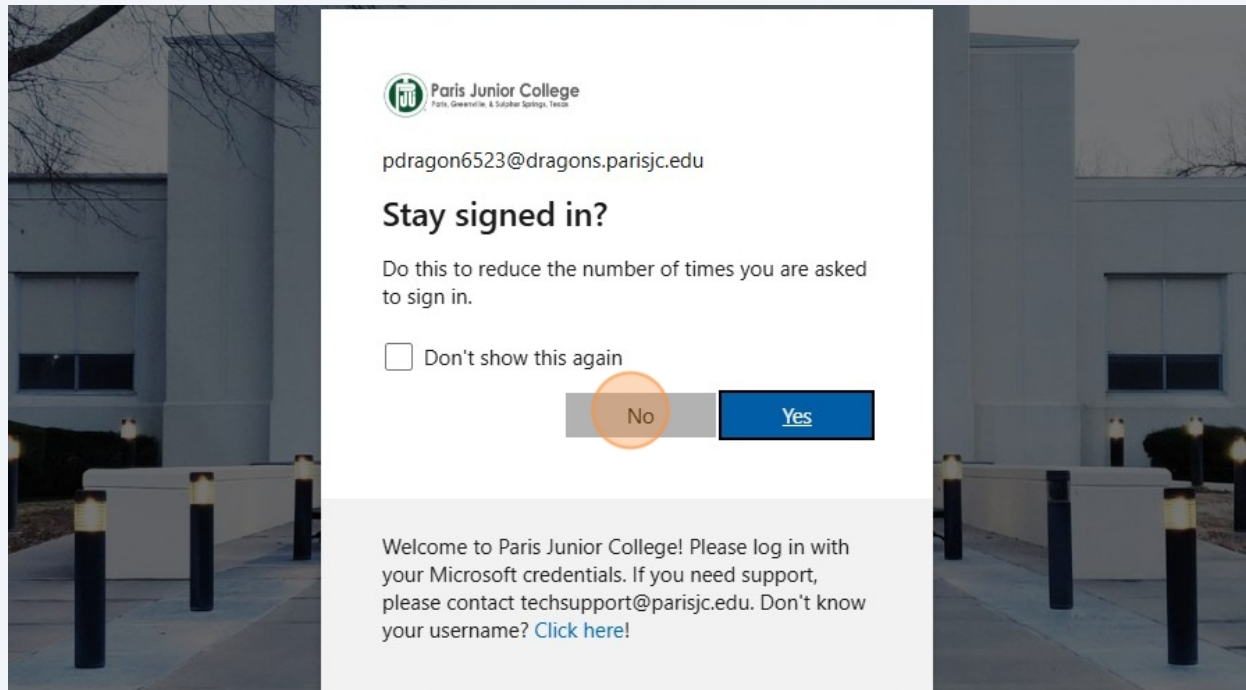


At this point, you may be prompted to setup a Multifactor Authentication (MFA) method or select an MFA method before you can sign in.

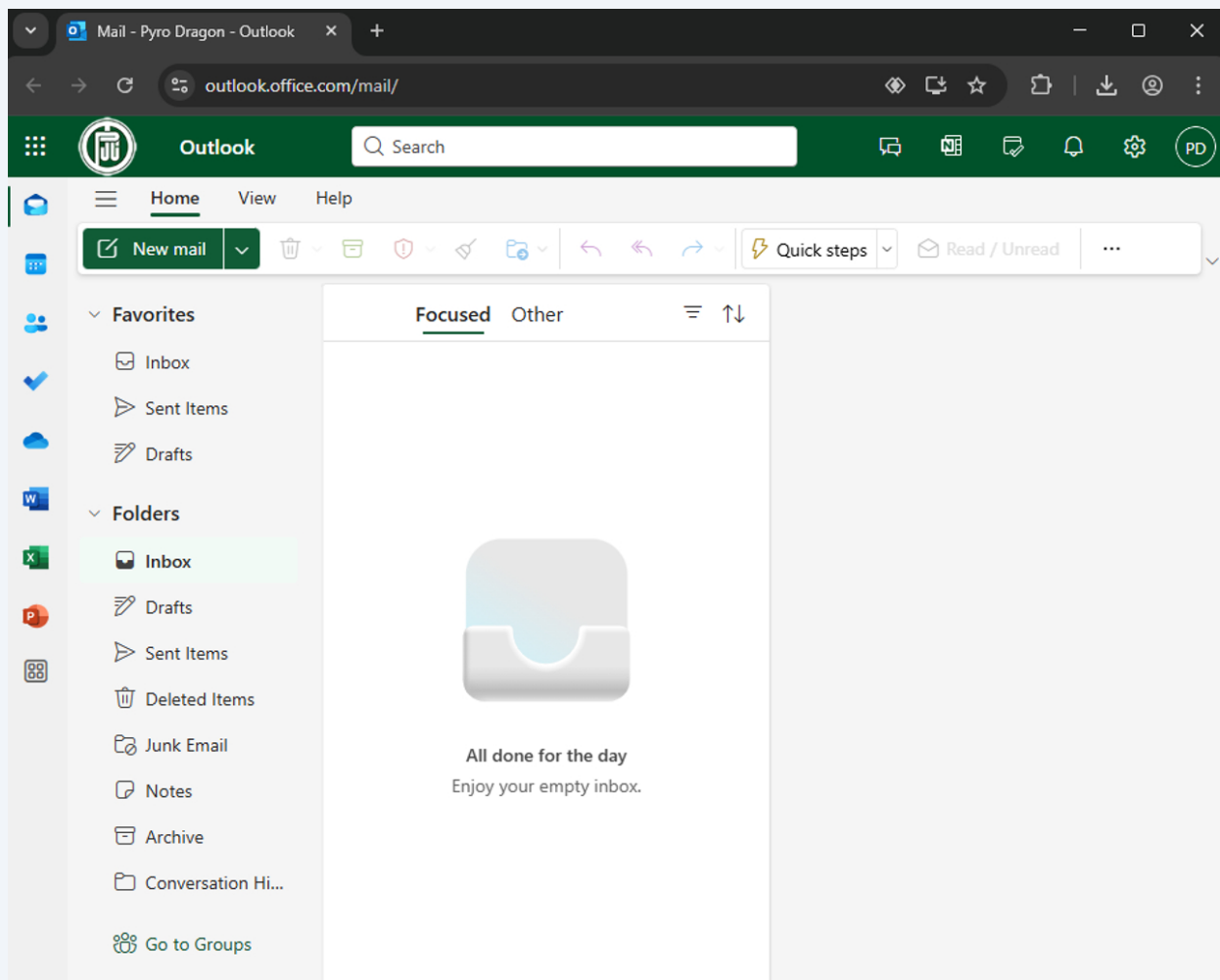
If you have not setup MFA, follow [this guide](#) on how to do so.

6

If you are on a public computer, or simply do not wish to stay signed in, click "No." Otherwise, click "Yes." Additionally, you can choose to save this choice by clicking "Don't show this again."



7 You will then be redirected to your web mail app Outlook.



8 Congrats! You have completed this guide and are now able to access Microsoft 365 and your mail app. If you have any issues, please reach out to techsupport@parisjc.edu for assistance.